

# How much water is needed in emergencies

TECHNICAL NOTES ON DRINKING-WATER,  
SANITATION & HYGIENE IN EMERGENCIES

**Originally designed for print, this is one of the series of highly illustrated notes prepared by WEDC for WHO to assist those working immediately or shortly after an emergency to plan appropriate responses to the urgent and medium-term water, sanitation and hygiene needs of affected populations.**



TN 9




World Health  
Organization



Loughborough  
University

# Contents

Introduction .....	3
Factors affecting water requirements .....	3
The Sphere Standards .....	4
How much water does an individual use? ....	6
Priorities for water .....	6
Water sources and quality .....	9
Sanitation and water requirement .....	10
Accessibility .....	11
Water for non-domestic use .....	13
Calculating water demand .....	17
Ensuring supply has an impact .....	20
Further information .....	21
About this note .....	22



## **Introduction**

**Water is essential for life, health and human dignity. In extreme emergency situations, there may not be sufficient water available to meet basic needs and in these cases, supplying a minimum level of safe drinking-water for survival is of critical importance. Insufficient water and the consumption of contaminated water are usually the first and main causes of ill health to affect displaced populations during and after a disaster.**

This technical note considers the minimum quantities of water that are required for survival in emergencies.

## **Factors affecting water requirements**

The amount of water required to support life and health in an emergency varies with climate, the general state of health of the people affected and their level of physical fitness.

Of equal importance in deciding how much water is needed are the expectations people have. A poor rural community may have far lower expectations concerning the quantity of water that is essential for life than people used to living in a wealthy urban environment. As a result, the poorer community is likely to consume less.

## **The Sphere Standards**

Attempts have been made in the past to define minimum water quantities required in emergencies. In 2004, a cluster of relief agencies developed the document entitled *Sphere Humanitarian Charter and Minimum Standards in Disaster Response* which set standards for the minimum level of services people affected by an emergency should receive. For water supply, it states that all people should “have safe and equitable access to sufficient quantity of water for drinking, cooking and personal and domestic hygiene” and that public water

points should be “sufficiently close to households to enable use of the minimum water requirement”.

Most major relief agencies and their donors have accepted the Sphere Standards as the foundation for acceptable relief services. Sphere also describes indicators which relate to the delivery of the standards, including water quantity standards. Indicators are not binding like the standards; rather, they are suggestions of what might be a reasonable interpretation of the standards.

This technical note uses the Sphere indicators for guidance. Further information about Sphere can be found in [Note 15](#) of this collection.

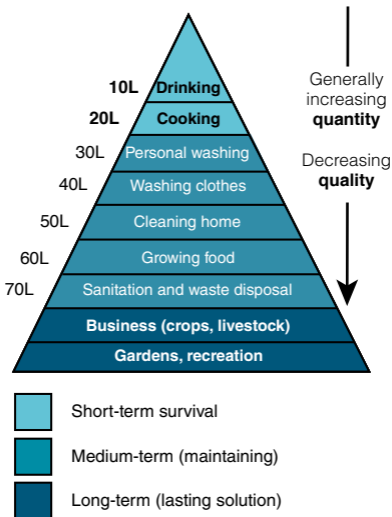
Carefully consider your local situation to be sure that they are appropriate for the conditions you are dealing with.

## **How much water does an individual use?**

People use water for a wide variety of activities. Some of these are more important than others. Having a few litres of water to drink each day, for example, is more important than having water for personal hygiene or laundry, but people will still want and need to wash for the prevention of skin diseases and meeting other physiological needs. Other uses of water have health and other benefits but decrease in urgency as Figure 1 demonstrates.

## **Priorities for water**

People do not always have predictable needs. In some cultures, the need to wash sanitary towels or to wash hands and feet before prayer may be perceived to be more important than other water uses. Talk to people to understand their priorities. People may also have quite specific needs concerning the use of water for anal cleansing.



**Figure 1.** Hierarchy of water requirements (after Maslow's hierarchy of needs)

Women and men may have different priorities. Women may be concerned about basic household water require-

ments and water to wash during menstruation, whilst men may have concerns about livestock. In the assessment, waste spillage and leaks also need to be taken into consideration.

The Sphere Standards suggest a basic survival-level water requirement to use as a starting point for calculating demand (see Table 1).

**Table 1.** Simplified table of water requirements for survival (per person)

Type of need	Quantity	Comments
Survival (drinking and food)	2.5 to 3 lpd	Depends on climate and individual physiology
Basic hygiene practices	2 to 6 lpd	Depends on social and cultural norms
Basic cooking needs	3 to 6 lpd	Depends on food type, social and cultural norms
<b>Total</b>	<b>7.5 to 15 lpd</b>	lpd: Litres per day



However, research indicates that 20 litres per capita per day is the minimum quantity of safe water required to realise minimum essential levels for health and hygiene.

Therefore, efforts should be made to incrementally secure this amount for each individual.

## **Water sources and quality**

People do not have to get all their water from a single source. They may be provided with bottled drinking-water, but use water from a stream to wash their clothes (Figure 2).

As demand for water increases, generally the quality required for each use can be reduced.

Water for cleaning a floor does not have to be of the same quality as drinking-water and water for growing subsistence crops can be of a lower quality still.



**Figure 2.** Water does not have to be the same quality for all uses

---

## **Sanitation and water requirement**

The type of sanitation provided has a big impact on water requirement. Water-borne types of sanitation, such as flush toilets, require a large volume of water (up to 7 litres per person, per use). Pit latrines, or simple pour-flush toilets

(Figure 3) have a much lower water requirement.



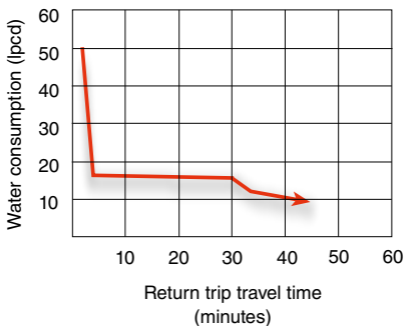
**Figure 3.** Pour-flush pit latrines

---

## **Accessibility**

Even if plenty of water is provided, there may be other limits to its use, such as the time taken for people to travel and

queue to collect it. If it takes more than 30 minutes to collect water, the amount they will collect will reduce (Figure 4).



**Figure 4.** Relationship between water collection journey time and domestic consumption

Source: Adapted from Sphere. Also see WHO, 2011.

Providing washing and laundry facilities near the water points reduces the need to transport water.

## **Water for non-domestic use**

Water is essential for many other services provided in emergencies, especially health care. Affected communities may also want to use water for religious activities and agriculture. Users, not providers, decide how they will use a scarce supply of water. If people consider their livestock to be more important than doing the laundry, then they will distribute the available water accordingly. Ensure that there is enough water to meet people's priority needs with enough left over to meet the priorities related to effectively managing the emergency!

Table 2 presents minimum water quantities for non-domestic uses.

**Sphere (2011) suggests that in emergencies the maximum distance from any household to a water point be 500 metres and the maximum waiting time to collect water be 15 minutes.**

**Table 2.** Guidelines for minimum emergency water quantities for non-domestic use

<b>Use</b>	<b>Guideline quantity</b>
Health centres and hospitals	5 litres/out-patient; 40-60 litres/in-patient/day. Additional quantities may be needed for laundry equipment, flushing toilets, etc.
Cholera centres	60 litres/patient/day; 15 litres/carer/day
Therapeutic feeding centres	30 litres/in-patient/day; 15 litres/carer/day
Operating theatre/ maternity	100 litres / intervention
SARS isolation	100 litres / isolation
Viral Haemorrhagic Fever isolation	300-400 litres / isolation
Schools	3 litres/pupil/day for drinking and hand washing (use for toilets not included: see below)
Mosques	2-5 litres/person/day for washing and drinking
Public toilets	1-2 litres/user/day for hand washing; 2-8 litres/cubicle/day for toilet cleaning

All flushing toilets	20-40 litres/user/day for conventional flushing toilets connected to a sewer; 3-5 litres/user/day for pour-flush toilets
Livestock/day	Cattle, horses, mules: 20-30 litres per head; goats, sheep, pigs: 10-20 litres per head, Chickens: 10-20 litres per 100
Vegetable gardens	3-6 litres per square metre per day

Source: Adapted from Sphere



**Figure 5.** Meeting survival needs

## Step-by-step improvements

In the first phase of an emergency, it may not be possible to meet all the water needs of the community.

A staged-approach should be adopted with initial efforts focused on meeting survival needs (Figure 5). The service can be gradually be improved with time as resources allow (see Table 3).

**Table 3.** Suggested quantities of water, and distances of water points from shelters at different stages of an emergency response

Time – from initial intervention	Quantity of water (litres/ person/day)	Maximum distance from shelters to water points (km)
2 weeks to 1 month	5	1
1 to 3 months	10	1
3 to 6 months	15 (+)	0.5

Source: Adapted from Sphere. Also see WHO, 2008



## Calculating water demand

A large number of assumptions have to be made to calculate the total water requirements in an emergency. Often, basic information is not available and the situation changes very quickly. Box 1 shows how total water demand can be estimated and the types of assumption that have to be made. Remember, it is only an estimate! Demand can be much higher or lower than estimated, so allow as much flexibility as possible in the amount of water you can actually provide.

---

### Box 1. A sample calculation

How much water is needed for a camp of 5,000 displaced people (including 1,000 primary school age children), 25 relief agency staff, and 75 cows?

The camp has a mosque and a small health centre without patient facilities. Each family has been provided with a pit latrine and most people use water for anal cleansing.

A feeding centre is currently provided but is expected to close once the health of the population has stabilized.

A primary school will be constructed at a later stage.

## **Decisions**

- Water for crops will not be provided.
- Staff will be resident during the initial stages of the emergency but will be able to travel into the camp at a later date and are not normally included in this calculation.
- Assume 10% wastage from spills, leaks and waste.

## **Phase 1: Survival supply (litres)**

Domestic use:  $5,000 \times 7.5 = 37,500$

Feeding centre  
(small children  
*estimated number*):  $500 \times 30 = 15,000$

Carers:  $500 \times 15 = 7,500$

Relief staff:	25 x 30	= 750
Health centre (assume 250 visits per day):	250 x 5	= 1,250
Mosque (assume all adults visit daily):	3,000 x 2	= 6,000
Cattle:	75 x 20	= 1,500
<b>Total :</b>		<b>= 69,500</b>
Add 10% leakage:		= 6,950
<b>Approximate litres per day:</b>		<b>= 76,450</b>

## Phase 2: Long-term solution (litres)

Domestic use (assume population remains static):	5,000 x 15	= 75,000
Staff office (daily office use only):	25 x 5	= 125
School:	1,000 x 3	= 3,000
Health centre:	250 x 5	= 1,250

Mosque:  $3,000 \times 5 = 15,000$

Cattle (*allow for some growth in numbers*):  $100 \times 30 = 3,000$

**Total = 97,375**

Add 10% leakage = 9,737

**Approximate litres per day: = 107,112**

---

## **Ensuring supply has an impact**

Providing water does not always mean it will have the desired impact on, for example, the protection of health. Look at the entire water supply system and identify weak points. Providing more water to a tap stand will not necessarily increase consumption if it is too far away, or if people do not have enough water containers. Providing more water may cause drainage problems if there are no facilities for disposing of sullage. Regularly check how much water people are actually using; when and where are they using it; and how they are using it.

---

## **Box 2. Minimum provision of domestic water containers**

Two vessels 10-20L for collecting water plus one 20L vessel for water storage, (narrow necks and covers) per 5 person household.

---

### **Further information**

HOUSE, S. and REED, R.A., 2000.

*Emergency Water Sources: Guidelines for selection and treatment.* Loughborough, UK: WEDC, Loughborough University.

[Also online]. [Viewed: 15/02/17].

Available from: <http://wedc.lu/emergency-water-sources>

THE SPHERE PROJECT, 2011.

*Humanitarian Charter and Minimum Standards in Disaster Response.* Geneva: The Sphere Project. [Also online].

[Viewed: 15/02/17]. Available from:

<http://www.sphereproject.org>

OFDA (U.S. Agency for International Development, Bureau for Humanitarian Response, Office of Foreign Disaster Assistance), 1998. *Field Operations Guide for Disaster Assessment and Response*. Now USAID.

WHO, 2008. *Essential environmental health standards in health care*. Geneva: World Health Organization.

WHO, 2011. *Guidelines for drinking-water quality*. 4th edn. Geneva: World Health Organization. [http://www.who.int/water\\_sanitation\\_health/publications/dwq-guidelines-4/en/](http://www.who.int/water_sanitation_health/publications/dwq-guidelines-4/en/)

## **About this note**

Prepared for WHO by WEDC.

Authors: Sam Kayaga and Bob Reed

Series Editor: Bob Reed

Illustrations by Rod Shaw courtesy of WEDC / IFRC.

Designed and produced by WEDC

**Water, Engineering  
and Development Centre (WEDC)  
School of Civil and Building Engineering  
Loughborough University  
Leicestershire LE11 3TU UK**

**Phone:** + 44 (0) 1509 222885

**Email:** [wedc@lboro.ac.uk](mailto:wedc@lboro.ac.uk)

**Website:** [wedc.lboro.ac.uk](http://wedc.lboro.ac.uk)

**Twitter:** [wedcuk](https://twitter.com/wedcuk)

**YouTube:** [wedclboro](https://www.youtube.com/wedclboro)

**World Health Organization  
Water, Sanitation, Hygiene and Health  
Unit, Avenue Appia 20, 1211, Geneva 27,  
Switzerland**

**Phone:** + 41 22 791 2111

**Phone (direct):** + 41 22 791 3555/3590

[www.who.int/water\\_sanitation\\_health](http://www.who.int/water_sanitation_health)

© World Health Organization 2013. All rights reserved.  
All reasonable precautions have been taken by the World  
Health Organization to verify the information contained in  
this publication. However, the published material is being

distributed without warranty of any kind, either expressed or implied. The responsibility for the interpretation and use of the material lies with the reader. In no event shall the World Health Organization be liable for damages arising from its use.



**[BACK TO TOP](#)**

---

**Note:** Click on the home icon wherever it appears to return to the list of subjects.

---